













Early Years Spring 1 Week-to-week Plan 2026

Early Years	Week 1	Week 2	Week 3	Week 4	Week 5	Week 6	
Enquiry Themes	 Winter and Ice				 People who help us		
PDL 	No Outsiders Text You Choose 	Jigsaw Dreams and Goals Piece 1 - Never Giving Up Resilience Courage	Jigsaw Dreams and Goals Piece 2 - Setting A Goal Resilience Courage	Jigsaw Dreams and Goals Piece 3 - Obstacles and Support Resilience Courage	Jigsaw Dreams and Goals Piece 4 - Flight to the Future Resilience Courage	Jigsaw Dreams and Goals Piece 5 - Footprints Awards Resilience Courage	
R.E 		<u>Communicate</u> What is a story they enjoy?	<u>Apply</u> Why should we have stories?	<u>Inquire</u> What is a story? What makes it a story?	<u>Contextualise</u> Christian Story - Noah's Ark and Daniel and the Lion Sikhi Story - The milk and the jasmine flower	<u>Evaluate</u> How do these stories help us to lead good lives? Links to Love, Courage and Respect	
Theme: Story							
Literacy and Phonics 	Phonics Phase 3 ai ee igh oa Reading Skills Letter matching activities.	Phonics Phase 3 oo oo ar or was you they Reading Skills CVC words Reading Groups Phase 3 captions and sentences.	Phonics Phase 3 ur ow oi ear my by all Reading Skills CVC words Guided Reading Groups Phase 3 captions and sentences.	Phonics Phase 3 air er words with double letters: dd mm tt bb rr gg pp ff Reading Skills CVC words Guided Reading Groups Phase 3 captions and sentences.	Phonics Phase 3 longer words Reading Skills CVC words Guided Reading Groups Phase 3 captions and sentences.	Assessment Week Reading Skills CVC words Guided Reading Groups Phase 3 captions and sentences.	
Handwriting 	Letter family: Curly letter family <ul style="list-style-type: none"> Form the letters from the curly letter family accurately, with a controlled curve Use the up and down movement for the letters 'a', 'd', 'g' and 'q' Form a straight descender for the letters 'g' and 'q' Lift the pencil off and cross the letter 'f' Make a loop for the letter 'e' Form ascenders and descenders with accuracy. 			Letter family: Long letter family <ul style="list-style-type: none"> Form the letters from the long letter family accurately using the down movement for the letters 'l', 'i', 't' and 'j' Use the down and back up movement for the letters 'u' and 'y' Lift the pencil off and complete the letters 'i' and 't' Form ascenders and descenders with accuracy. 			
							

Early Years Spring 1 Week-to-week Plan 2026

Numeracy 	Simple Addition Practical Resources	Simple subtraction Practical resources	Pattern copying Pattern Making Bucket & Spade	Shape Shape Pictures	Sharing Basic division	Ordering and sequencing Missing Numbers
--	--	---	---	-------------------------	---------------------------	--